

# MARIO & MARIELENA




## CUSTOM DRAPERY PANEL WORKBOOK

# MARIO & MARIELENA

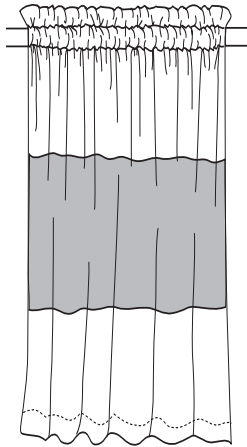
TEXTILES | TRIMS | WORKROOM | FURNITURE | HOSPITALITY

## MEASURING DRAPERIES & VALANCES 7 EASY STEPS

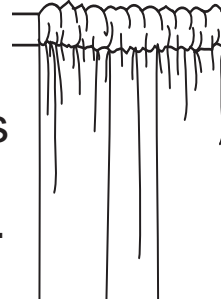
Choose top treatment.



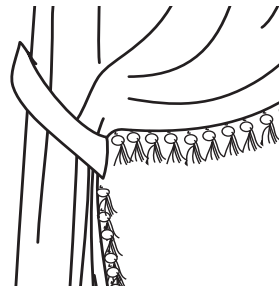
Choose body style & fabric colors.



Provide finished dimensions & added treatments.



Do you need tie backs?



Standard pole pocket and tab length 4".

Add embellishments.

Lining, interlining & blackout available upon request.

Standard bottom hem 4". Standard bottom hem on sheers 1/4".

Standard size tie backs 2" wide & 4" wide. Design your own style & size.

\*\* Shaded area of drawings represents second color choice (remember to price with the higher grade)

### SEVEN EASY STEPS

1. Select a top treatment from pages 64-66.
2. Select a body style for drapery panels from pages 68-71, and for valances from page 73.
3. Select the fabrics. Shaded areas denote second and third color selections.
4. Measure for finished panel dimensions (width x length).
5. If lining is desired, choose ecru or white panel liner. Blackout and interlined are also available.
6. Specify trim style and color if applicable.
7. Choose fabric, size, and trim for the tie backs.

### COM FABRIC IS WELCOME.

- Please state fabric width, vertical & horizontal repeats for the quote.

### GENERAL

- Standard pole pocket, classical rod, cord top, rope top,

pin tie top, and tab tops are 4" which fit a standard 2.5" or smaller rod. If a larger top treatment is needed, *please specify*.

- Pleated style drapes have four pleats per 25" panel.
- Return on pleated drapery panel or valance is 3", overlap is 3". If different returns or overlaps are needed, *please specify*.
- Grommet style top treatment drapery panel or valance have six large grommets per 48" panel. If a different quantity is needed, *please specify* using units of two.
- If a custom style is desired, please send a detailed drawing for a quote.
- Due to the nature of some fabrics, some are not suitable for drapery or valance panels. Some stretch in width and length, for example; chenilles and light weight woven jacquards.
- It is recommended when using a two fabric style panel, the same fabric but a different color be used.
- Finished dimensions may have a variance of (+,-) 1.0" due to nature of fabric.

# MARIO & MARIELENA

TEXTILES | TRIMS | WORKROOM | FURNITURE | HOSPITALITY










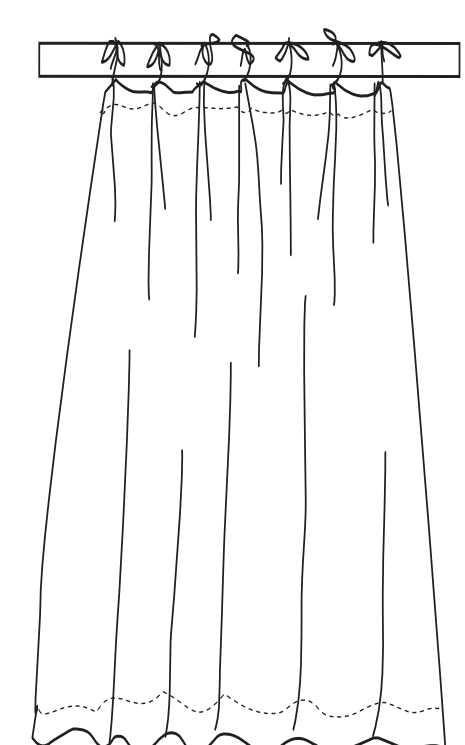


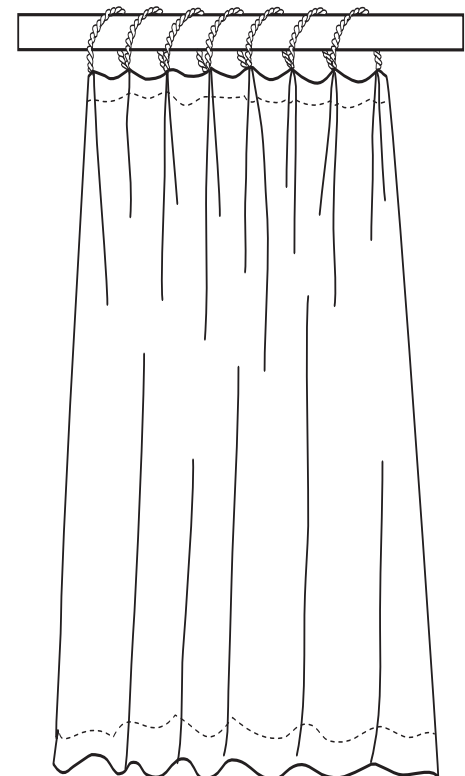
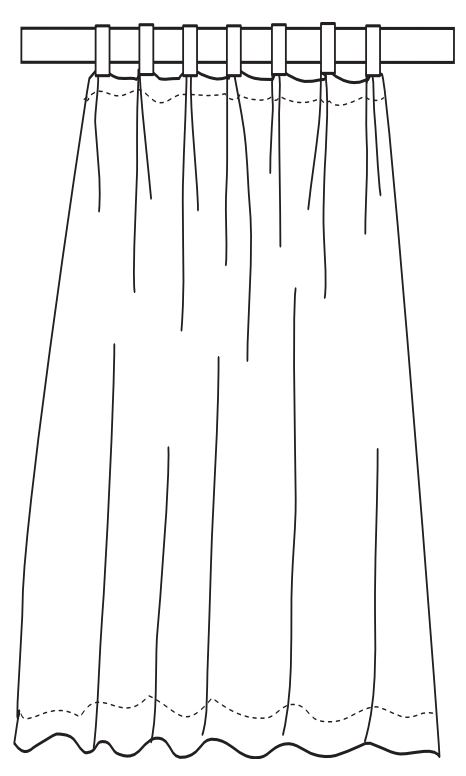
Goblet Pleat Style Top Treatment  
© istockphoto.com/George Mayer

## TOP TREATMENTS

For Draperies & Valances (please specify)

<p>Seven rings per 48"</p>		
<p><b>BLACK RING TOP</b> Hooks &amp; 1" black rings included</p>	<p><b>BOX PLEAT</b> Hooks &amp; 1" black rings included</p>	<p><b>CLASSICAL ROD TOP</b> 4" pole pocket w/2" header</p>

 <p>4" Tabs included in finished measurements</p>	 <p>4" Loops included in finished measurements</p>	 <p>4" Tabs included in finished measurements</p>
<p><b>CONTRASTING TAB TOP</b></p> <p>2" wide 4" high (seven tabs per 48")</p>	<p><b>CORD TOP</b></p> <p>Acetate cord 4" (seven loops per 48")</p>	<p><b>CRISSCROSS TAB TOP</b></p> <p>2" wide 4" high (seven tabs per 48")</p>
		
<p><b>FRENCH PLEAT</b></p> <p>Hooks &amp; 1" black rings included</p>	<p><b>GOBLET PLEAT</b></p> <p>Hooks &amp; 1" black rings included</p>	<p><b>INVERTED PLEAT</b></p> <p>Hooks and 1" black rings included</p>

 <p>Finished dimensions measured from inside bottom of grommet</p>	 <p>4" Ties included in finished measurements</p>	
<p><b>LARGE GROMMET TOP</b></p> <p>Platinum or brass grommets 1. 3/8" inside dia.</p>	<p><b>PIN TIE TOP</b></p> <p>1/4" ties 4" height (seven ties per 48")</p>	<p><b>PINCH PLEAT</b></p> <p>Hooks &amp; 1" black rings included</p>
	 <p>4" Loops included in finished measurements</p>	 <p>4" Tabs included in finished measurements</p>
<p><b>POLE POCKET TOP</b></p> <p>4" pole pocket</p>	<p><b>ROPE TOP</b></p> <p>Cotton cord 4" (seven loops per 48")</p>	<p><b>TAB TOP</b></p> <p>2" wide 4" high (seven tabs per 48")</p>

# MARIO & MARIELENA

TEXTILES | TRIMS | WORKROOM | FURNITURE | HOSPITALITY

Classical Style Drapery Panel w/Goblet Pleats

© istockphoto.com/George Mayer



## DRAPERIES

### Essential Information

#### GENERAL

- Drapery panels are constructed with a blind stitched four inch bottom hem and 1 1/2" side hems.
- Sheer unlined drapery panels are finished with 1/4" hems.
- If lined, 100% cotton ecru or white fabric is used.
- All draperies are available in standard finished lengths of 1" increments.
- A top treatment must be selected.
- Pole pocket or classical rod top treatment drapery panels are four inches; they work on a 2.5" or smaller rod.
- Finished flat panel dimensions (width x length) are needed when ordering.
- Single width drapery panel with any top treatment except pleated is 48". Pleated is 25".
- Double width drapery panel with any top treatment except pleated is 96". Pleated is 50".
- Drapery panel width and lengths do not include trim.
- Pleated or grommet top treatment drapery panels are lined.
- All pleated draperies have a three inch return and a 3" overlap.
- Hook and 1" black rings are included in pleated or black ring top drapery panels.
- The six styles of pleated and the black ring top draperies have buckram for shape and stability.
- Weights are available for no additional charge. *Please specify.*
- Due to the nature of some fabrics, some are not suitable for drapery panels. Some stretch and grow. For example; chenilles and light weight woven jacquard.

- It is recommended when using a two fabric style drapery panel, the same fabric but a different color be used.
- Finished dimensions may have a variance of (+,-) 1.0" due to nature of fabric.

#### COM FABRIC IS WELCOME.

- Please state fabric width, vertical and horizontal repeats for the quote.

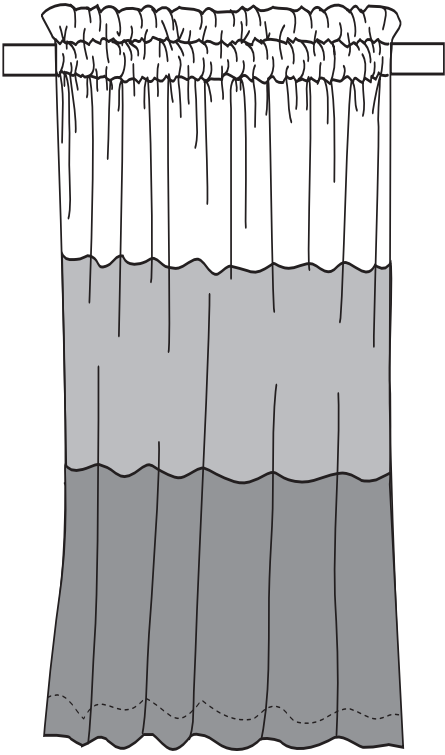
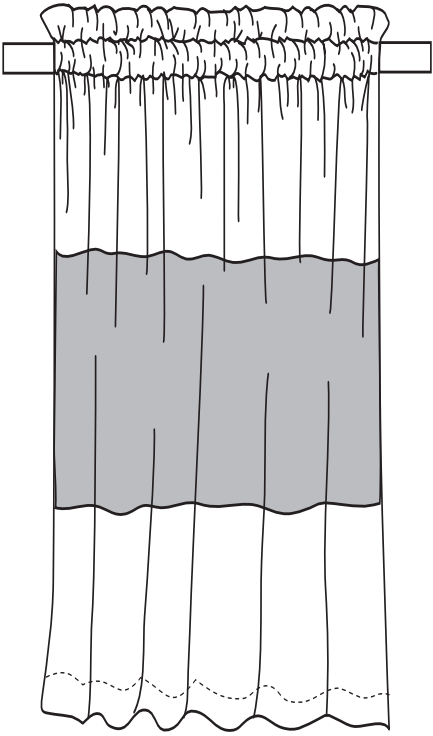
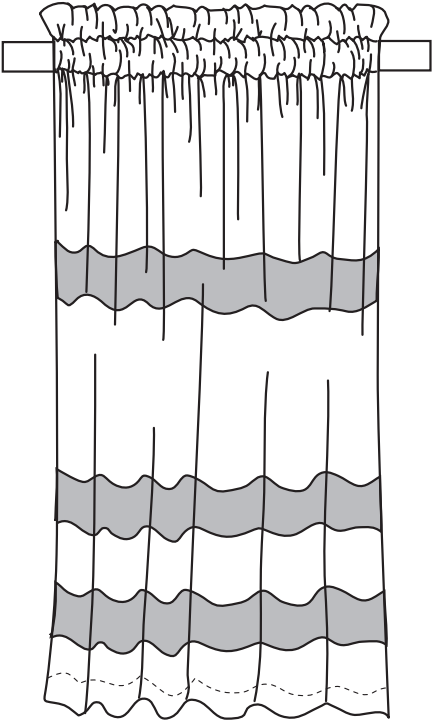

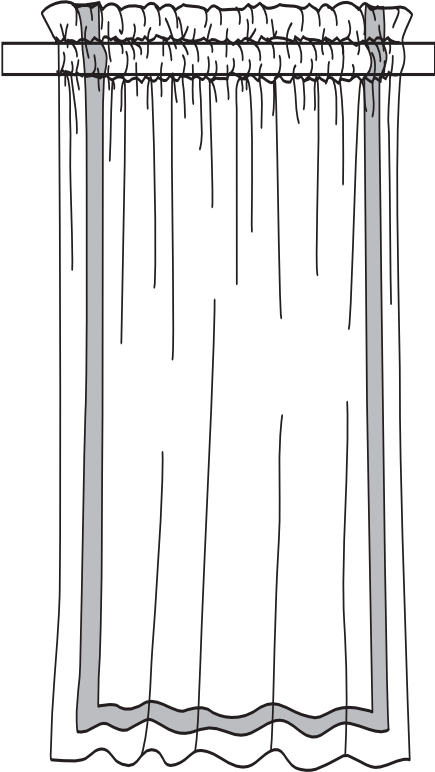
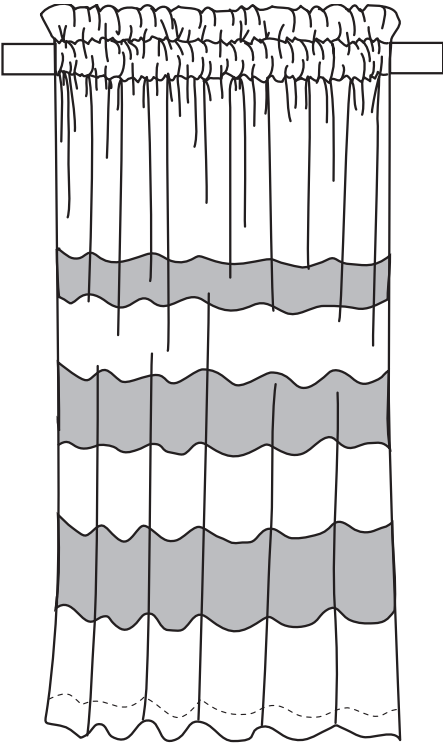
#### PRICING

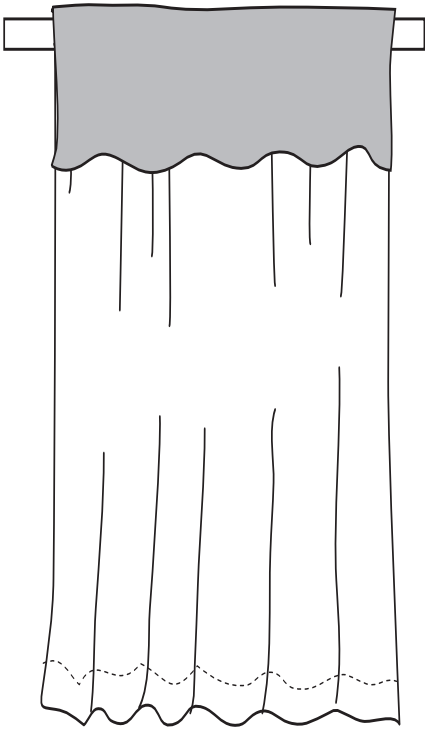
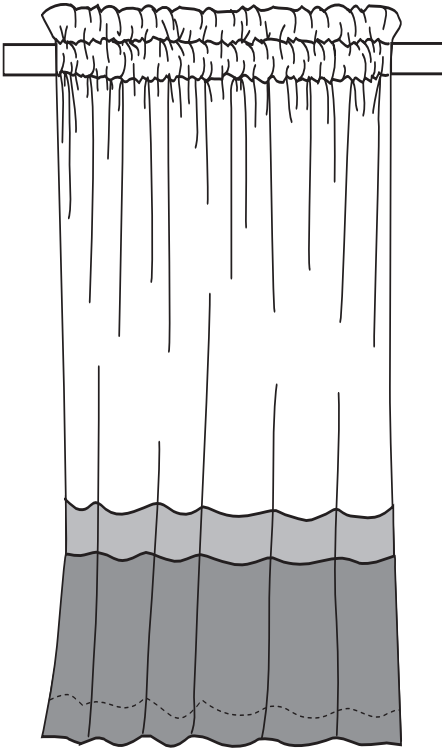

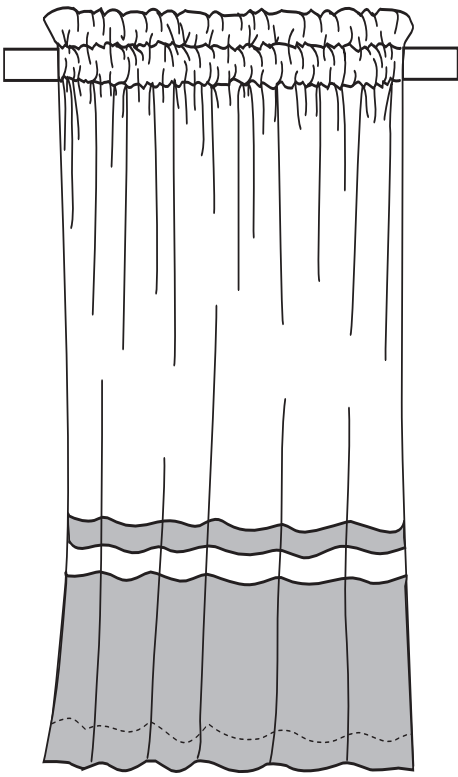

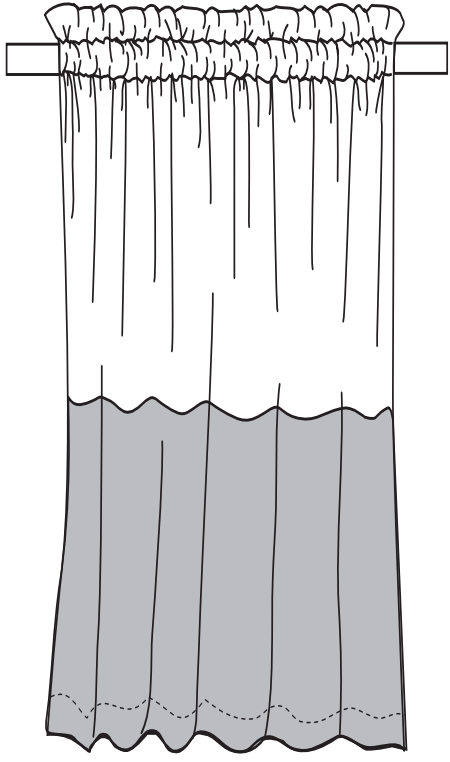
- When combining fabric on drapery panels always price *using highest grade.*

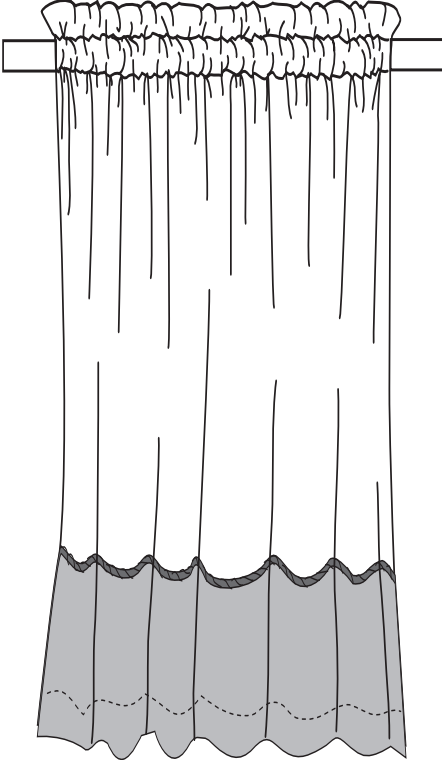

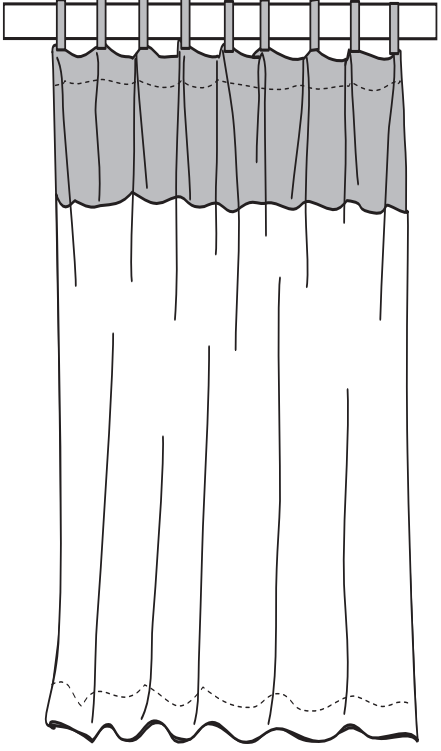
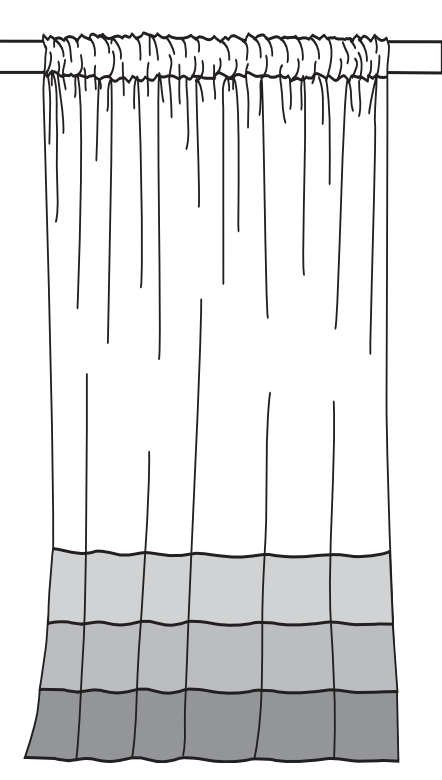
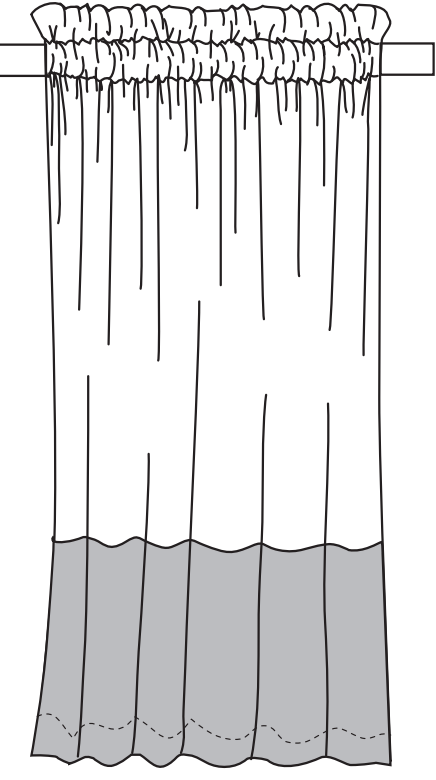
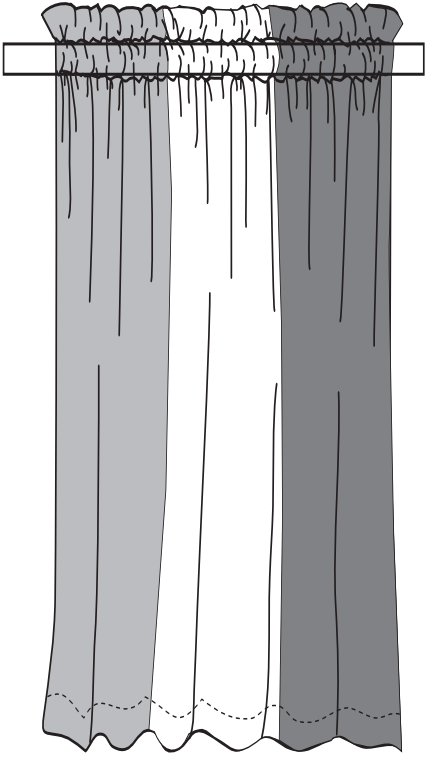
#### OPTIONS AVAILABLE FOR AN ADDITIONAL CHARGE

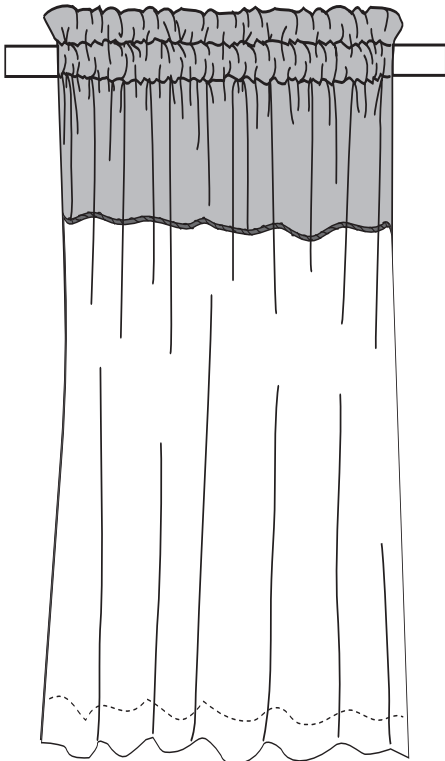
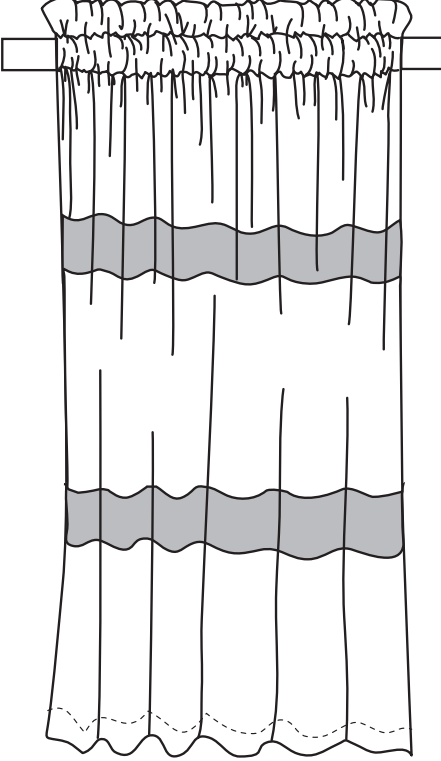

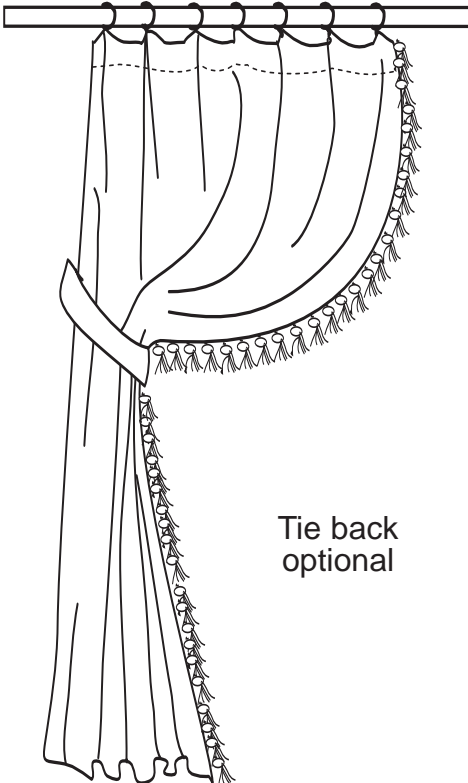

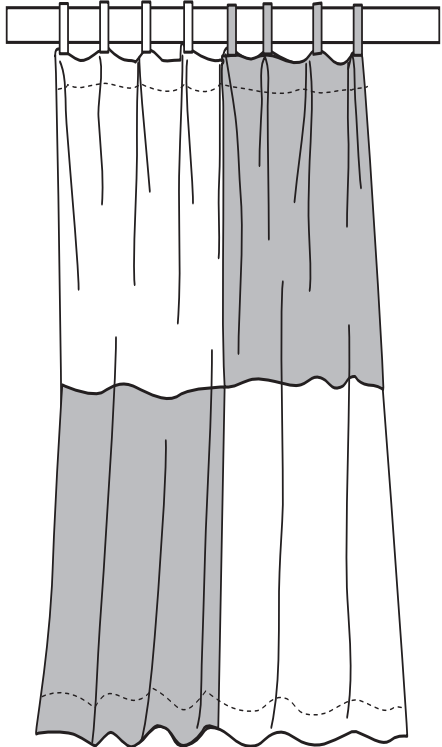
- Adding trim to drapery panels.
- Custom widths (in 1/2" increments). *Please request a quote.*
- Custom lengths (in 1" increments). *Please request a quote.*
- Custom style. *Please send a detailed drawing and request a quote.*
- Lining, interlining, blackout lining, or a combination of lining.
- Tie backs with velcro closure; 2" x 21" or 4" x 21". *Please specify.*
- Adding trim to tie backs.

## 19 | Drapery Styles

		
<p><b>BARKLEY</b></p> <p>Three colors w/equal sections</p>	<p><b>BLOOM</b></p> <p>Two colors w/equal sections</p>	<p><b>CELINO</b></p> <p>Two colors w/8" bands</p>
		 <p>Top band 6", Middle band 9", Bottom band 12"</p>
<p><b>CLASSICAL</b></p> <p>One color</p>	<p><b>COLONIAL</b></p> <p>Two colors w/two inch border on three sides</p>	<p><b>CUSACK</b></p> <p>Two colors w/three graduated bands</p>

		
<p><b>DEBUT</b> Two colors w/attached valance</p>	<p><b>DESTINO</b> Three colors w/w/6" &amp; 24" bands</p>	<p><b>EASTHAM</b> Two colors w/18" bottom &amp; 12" top bands</p>
		
<p><b>EMILY</b> Two colors w/24" bottom border &amp; 3" band</p>	<p><b>EXCELSIOR</b> One color w/embellishment three sides</p>	<p><b>GALA</b> Two colors w/equal sections</p>

		
<p><b>GATSBY</b> Two color w/quarter bottom border &amp; cord</p>	<p><b>GRANDEZZA</b> Two color w/6" border three sides</p>	<p><b>HUNT</b> Two color w/quarter top border</p>
		
<p><b>JAVARI</b> Four colors w/9" bands</p>	<p><b>MARCELLA</b> Two colors w/28" bottom band</p>	<p><b>MAZZARIN</b> Three colors w/equal bands</p>

		
<p><b>PERSIA</b></p>	<p><b>PLATA</b></p>	<p><b>REGIS</b></p>
<p>Two color w/quarter top border &amp; cord</p>	<p>Two color, w/6" bands</p>	<p>One color w/embellishment two sides</p>
 <p data-bbox="412 1612 537 1682">Tie back optional</p>		
<p><b>RITZ</b></p>	<p><b>SCALIA</b></p>	<p><b>XAVIER</b></p>
<p>One color w/ embellishment one side</p>	<p>Two color w/6" bottom band</p>	<p>Two color flag mix</p>

# MARIO & MARIELENA

TEXTILES | TRIMS | WORKROOM | FURNITURE | HOSPITALITY



Cafe Style Valance w/Tab Top Treatment

©istockphoto.com/Darren Wise

## VALANCE

### Essential Information

#### GENERAL

- Valance panels are constructed with a blind stitched four inch bottom hem and 1 1/2" side hems.
- Sheer unlined valance panels are finished with 1/4" hems.
- Valance panels are lined, except sheers.
- The lining is 100% cotton ecru or white fabric.
- A top treatment must be selected.
- Pole pocket or classical rod top treatment valance panels are four inches; they work on a 2.5" or smaller rod.
- Finished flat panel dimensions (width x length) are needed when ordering.
- Standard widths are 48", 72", 96", and 120". *Please specify.*
- Standard lengths are 16" and 20". *Please specify.*
- Valance panel width and lengths do not include trim.
- All pleated valance draperies have a three inch return and a three inch overlap.
- Hooks and 1" black rings are included in pleated or black ring top valance panels.
- The six styles of pleated and the black ring top valances have buckram for shape and stability.
- Weights are available for no additional charge. *Please specify.*
- Due to the nature of some fabrics, some are not suitable for valance panels. Some fabrics stretch and grow. For example; Chenilles and light weight woven jacquards.

- It is recommended when using a two fabric style valance panel, the same fabric but a different color be used.
- Finished dimensions may have a variance of (+,-) 1.0" due to nature of fabric.

#### COM FABRIC IS WELCOME

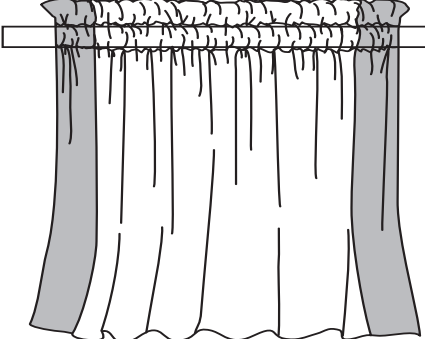
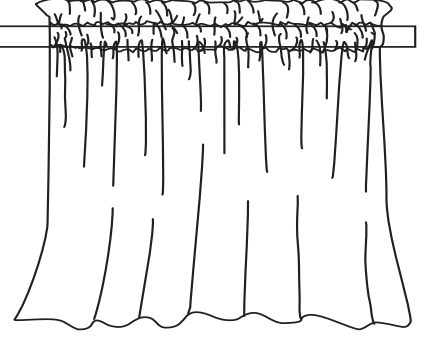
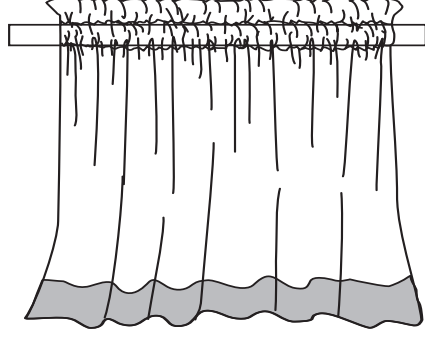
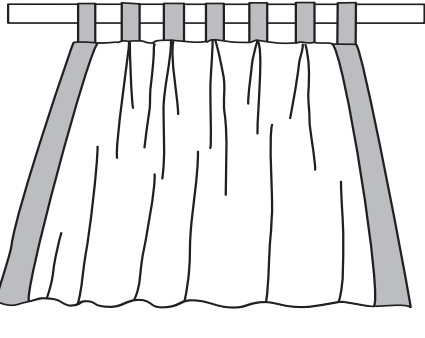
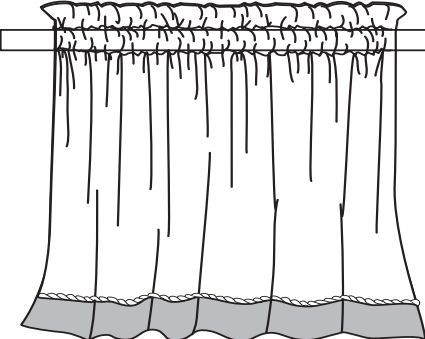
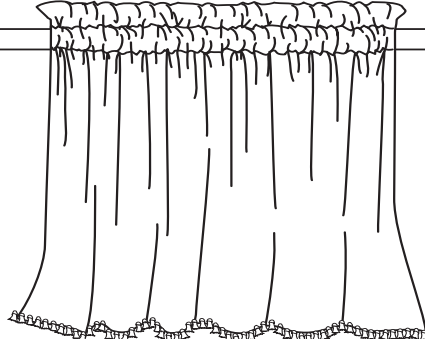
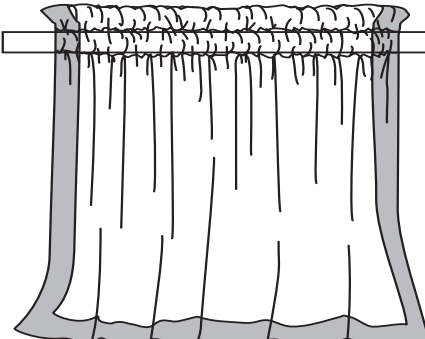
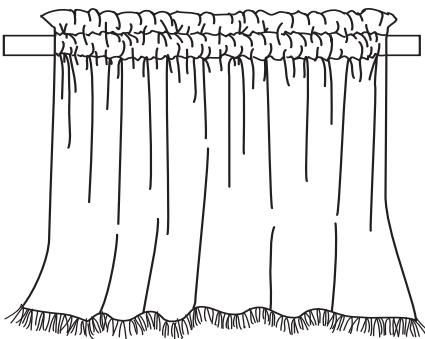
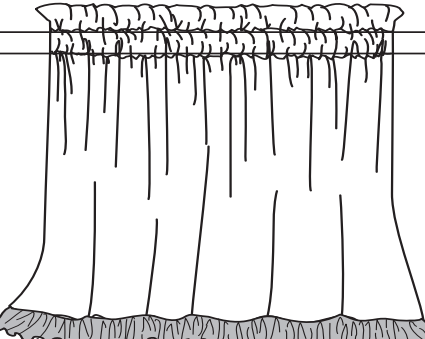
- Please state fabric width, vertical and horizontal repeats for the quote.

#### PRICING

- When combining fabric on valance panels always price *using highest grade.*


#### OPTIONS AVAILABLE FOR AN ADDITIONAL CHARGE

- Adding trim to valance panels.
- Custom width (in 1/2" increments). *Please request a quote.*
- Custom lengths (in 1" increments). *Please request a quote.*
- Custom style. Please send a detailed drawing and *request a quote.*
- Tie backs with velcro closure. 2" x 21" or 4" x 21". *Please specify.*
- Adding trim to tie backs.

		
<p><b>BISTRO</b> Two colors w/4" side panels</p>	<p><b>CAFÉ</b> One color</p>	<p><b>DELI</b> Two colors w/4" bottom band</p>
		
<p><b>DINER</b> Two colors w/2" side bands</p>	<p><b>MEZZANINE</b> Two colors w/4" bottom band &amp; cord</p>	<p><b>PARLOR</b> One color w/tassels</p>
		
<p><b>SALOON</b> Two colors w/2" frame on three sides</p>	<p><b>TAVERN</b> One color w/fringe</p>	<p><b>TEAHOUSE</b> Two color w/1" ruffle</p>

# MARIO & MARIELENA

TEXTILES | TRIMS | WORKROOM | FURNITURE | HOSPITALITY



Classic Shower Drupe

© istockphoto.com/SpellbindMe

## SHOWER DRAPES

### Essential Information

#### GENERAL

- Shower drapes are sewn with two inch top and bottom hems.
- Standard construction is button hole (12) or small brass or platinum grommets (12). Please specify.
- Shower drapes are decorative and are *NOT* water resistant.
- Standard sizes (width x length) please specify:
  - 72" W x 72" L
  - 80" W x 80" L
  - 90" W x 90" L
- Most shower drapes require side panels in order to meet required dimensions,
- Shower drupe width and length do not include trim.
- Due to the nature of some fabrics, they are not suitable for shower drapes. Some stretch and grow. For example; Chenilles and light weight woven jacquard.
- It is recommended when using a two fabric style shower drapes, the same fabric but a different color be used.
- Finished dimensions may have a variance of (+,-) 1.0" due to nature of fabric.

#### COM FABRIC IS WELCOME






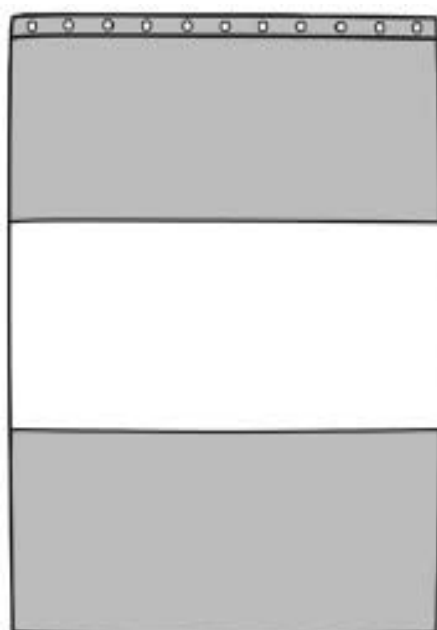
- Please state fabric width, vertical and horizontal repeats for the quote.

#### PRICING

- When combining fabric on shower drapes always price *using highest grade*.

#### OPTIONS AVAILABLE FOR AN ADDITIONAL CHARGE

- Lining using 100% cotton ecru or white fabric.
- Adding trim to shower drapes.
- Custom widths (in 1/2" increments). Please request a quote.
- Custom lengths (in 1" increments). Please request a quote.
- Custom style. Please send a detailed drawing and request a quote.
- Tie backs with velcro closure. 2" x 21" or 4" x 21". Please specify.
- Adding trim to tie backs.

		
<p><b>CARTER</b> Two color w/15" bottom band</p>	<p><b>CLASSIC</b> One color</p>	<p><b>CLAYTON</b> Two colors w/18" side panels</p>
		
<p><b>COOPER</b> Two colors w/15" top band</p>	<p><b>CULP</b> Two colors w/equal sections</p>	<p><b>PORTSIDE</b> Two colors w/equal sections</p>